



The City of Plymouth Downtown Development Authority, in conjunction with the City of Plymouth, is embarking on a major project to make upgrades to Kellogg Park and update the water fountain.

The last major renovation for Kellogg Park was 50 years ago when Plymouth celebrated its 100th anniversary. The newest plan is to have the upgrades completed in the summer of 2017 for the city's 150th celebration.

This is a project that could cost in the vicinity of \$1-million, and will be a community funded venture. Improvements to Kellogg Park 50 years ago were completed with support from the community, and this upgrade will focus on the same community involvement.

In the winter of 2015, the Downtown Development Authority developed a Request for Proposals, seeking contractors to develop a design and plan to update Kellogg Park and construct a new fountain. There were four proposals submitted, and the DDA Board decided to contract with Russell Design of Northville, who partnered with WESCO Fountains in North Venice, Florida. It was a good match because Mr. Russell knows the Plymouth community well, and teamed with a very reputable fountain designer.

On February 29, 2016, the DDA held a workshop meeting of several dozen participants. They included invitations to members of the City of Plymouth City Commission, DDA Board, Planning Commission, Historic District Commission, as well as community leaders and volunteers. At that meeting, the initial renderings were presented by Mr. Russell and Mr. Roy. There were a number of comments and suggestions made by participants.

After the meeting, the renderings were added to the DDA website to gather additional public input. There were several emails received, and those

comments were incorporated with those from the workshop meeting to give designers a complete idea of what the community was seeking.

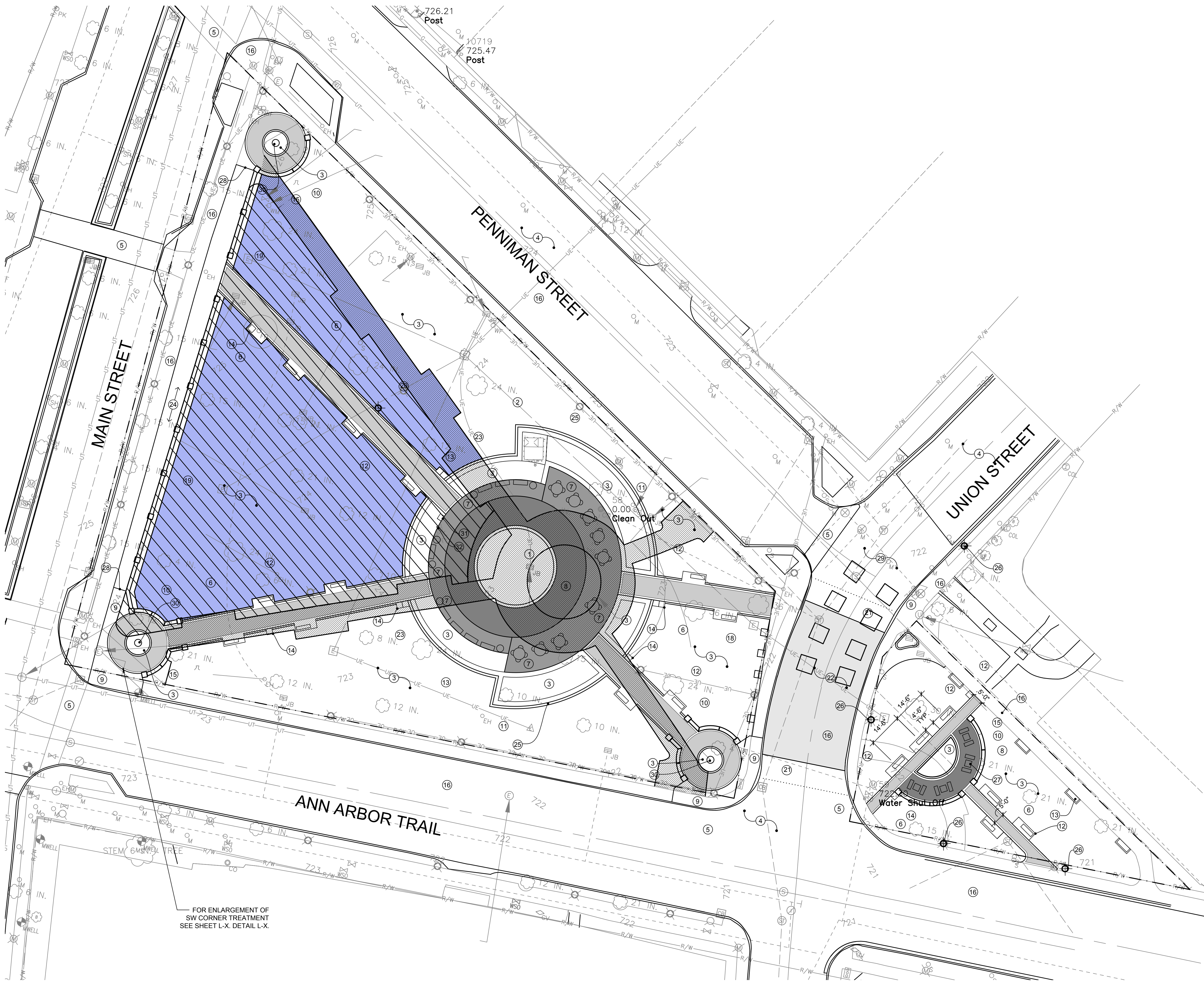
Among the suggestions we've received and incorporated into a final plan: taking out a center sidewalk that dissected the park at Main St.; removing the gazebo-like structure on top of the fountain; and to make the fountain less contemporary.

Since that February workshop, there has been months of behind-the-scenes work on the project. Designers have been working with the DDA, contractors and city staff on a number of technical issues from design survey, power supply, water and sewer issues, street lighting on the east portion of the park, an arborist review of the trees in Kellogg Park, as well as turf review and more.

Along with the initial renderings, we've added an overlay sketch which shows both the existing and proposed Kellogg Park plans. It also includes fountain area calculations as well as lawn area calculations west of the fountain for both existing and proposed plans.

Newer renderings are expected to be unveiled to the public on Monday, October 10, 2016 at 6:30 p.m. at the Plymouth Cultural Center, 525 Farmer. All are welcome to attend.

As always, if you have comments please send them to [dda@ci.plymouth.mi.us](mailto:dda@ci.plymouth.mi.us)



**Note Key**

- ① PROPOSED FOUNTAIN. SEE FOUNTAIN DRAWINGS.
- ② FOUNTAIN EQUIPMENT VAULT. SEE FOUNTAIN DRAWINGS AND UTILITY PLAN.
- ③ PLANTING AREA OR SEEDED LAWN ON AMENDED SOIL. SEE LANDSCAPE PLAN AND SPECS.
- ④ EXISTING ASPHALT PAVEMENT TO REMAIN. PROTECT AS REQ'D, UNLESS OTHERWISE INDICATED. SEE DEMOLITION PLAN.
- ⑤ MAINTAIN EXISTING CROSSWALKS.
- ⑥ CONCRETE PAVERS. SEE DETAIL/SETTING PATTERN AND SPECS.
- ⑦ EXPOSED AGGREGATE CONCRETE PAVING. SEE DETAIL AND SPECS.
- ⑧ BRICK PAVING. SEE DETAIL/SETTING PATTERN AND SPECS.
- ⑨ 4" OR 6" CONCRETE PAVING. SEE TYP. DETAIL.
- ⑩ MASONRY WALL AND PIERS. SEE TYP. DETAIL.
- ⑪ SURFACE MOUNTED TABLES, CHAIRS, AND UMBRELLAS. SEE TYP. DETAIL AND SPECS.
- ⑫ RELOCATED AND SECURED BACKLESS BENCH W/COMPANION SEATING ON PRECAST CONCRETE PAVERS. TYP. SURFACE MOUNTED AS REQ'D. SEE TYP. DETAIL (18 BENCHES). SEE TYP. DETAIL FOR CONCRETE PAD.
- ⑬ RELOCATED AND SECURED BENCH WITH BACK. TYP. SURFACE MOUNTED AS REQ'D. SEE TYP. DETAIL (12 BENCHES). **BY OTHERS.** SEE TYP. DETAIL FOR CONCRETE PAD.
- ⑭ RELOCATED AND SECURED TRASH/RECYCLE RECEPTACLE. SURFACE MOUNTED AS REQ'D. (8 TRASH, 3 RECYCLE). **BY OTHERS.** SEE TYP. DETAIL FOR CONCRETE PAD.
- ⑮ 4" HT. CONCRETE PLANTER CURB. SEE TYP. DETAIL.
- ⑯ EXISTING SIDEWALK TO REMAIN. PROTECT AS REQ'D. SEE DEMOLITION PLAN.
- ⑰ EXISTING FLAGPOLE TO REMAIN. COORDINATE INSTALLATION OF PROPOSED WALK AND DEDICATION PLAQUE. SEE TYP. DETAILS.
- ⑱ DECORATIVE POT ALONG UNION ST. (4 TOTAL) WITH SEASONAL PLANTINGS ON 4" CONCRETE BASE. CONTRACTOR TO INSTALL PLANTING MIX. OWNER TO PLANT. SEE TYP. DETAIL AND SPECS.
- ⑲ MASONRY SEAT WALL AND PIERS. SEE TYP. DETAIL AND ELEVATION.
- ⑳ RELOCATED LIGHT POST AND FOOTING. COORDINATE WITH CITY ELECTRICAL CONTRACTOR.
- ㉑ 8" THICK CONCRETE TRANSITIONAL RAMP TO TABLETOP. SEE TYP. DETAIL.
- ㉒ TABLETOP TO PROVIDE ACCESSIBLE CONNECTION. SEE TYP. DETAIL LAYOUT AND GRADING PLANS.
- ㉓ DECORATIVE POT WITHIN FOUNTAIN AREA (6 TOTAL). CONTRACTOR TO INSTALL PLANTING MIX. OWNER TO PLANT. SEE SPECS.
- ㉔ RELOCATE FUNDRAISE/MEMORIAL PAVERS. COORDINATE LAYOUT WITH CONTRACTOR AND LANDSCAPE ARCHITECT. SEE DEMO PLAN. **BY OTHERS**
- ㉕ CONCRETE MOW BAND. SEE TYP. DETAIL.
- ㉖ NEW LIGHT POLE AND BASE **BY OTHERS.** THIS CONTRACTOR SHALL COORDINATE SAME.
- ㉗ GAME TABLES AND BENCHES SEE DETAILS AND SPECS.
- ㉘ LIMIT OF RELOCATED PAVERS. PROVIDE SMOOTH TRANSITION BETWEEN ADJACENT SURFACES ELEVATIONS.
- ㉙ ASPHALT PAVING SEE TYP. DETAIL.
- ㉚ DECORATIVE POT AT ENTRIES (3 TOTAL) WITH SEASONAL PLANTINGS ON 4" CONCRETE BASE. CONTRACTOR TO INSTALL PLANTING MIX. OWNER TO PLANT. SEE TYP. DETAIL AND SPECS.
- ㉛ WILCOX FOUNTAIN PLAQUE. SEE DETAILS AND SPECS.
- ㉜ AUDIO SOUND POST. SEE DETAILS AND SPECS.

**Fountain Area Calculations**

PROPOSED FOUNTAIN MOVES 21 FT WEST OF EXISTING FOUNTAIN.

OUTSIDE DIAMETER OF FOUNTAIN  
 EXISTING: 32 FT  
 PROPOSED: 35 FT

PAVING DIAMETER AROUND FOUNTAIN  
 EXISTING: 60 FT  
 PROPOSED: 60 FT


SEATING AREA ADJACENT TO FOUNTAIN  
 EXISTING: APPROXIMATELY 39 INDIVIDUAL SEATS  
 PROPOSED: APPROXIMATELY 60 INDIVIDUAL SEATS

**West Lawn Area Calculations**

EXISTING LAWN AREA (16,133 SQ FT)

PROPOSED LAWN AREA (13,806 SQ FT)

DIFFERENCE: 2,327 SQ FT



114 Rayson Street Suite 2A Northville, MI 48167  
 ph. 248.374.3222 fax 248.374.3463

Project:  
**Kellogg Park**  
 777 West Ann Arbor Trail  
 Plymouth, MI 48170

Client:  
**City of Plymouth**  
 201 South Main Street  
 Plymouth, MI 48170

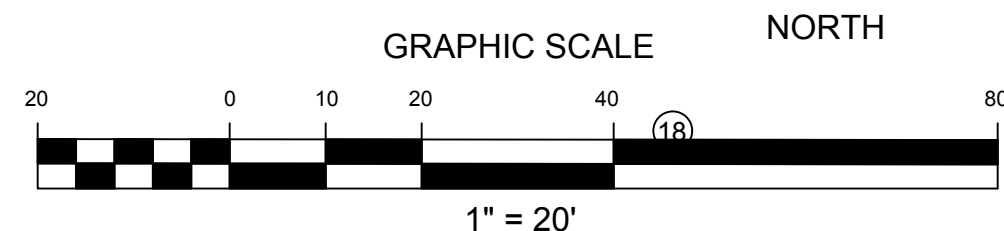
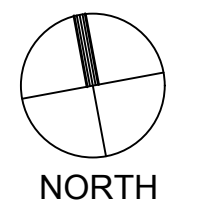
Job Number: P13-151  
 Drawn: MHS  
 Checked: MRR  
 Date: 07.05.16  
 Scale: As Noted

Issued:  
 05.04.16 REVIEW  
 07.05.16 REVIEW  
 08.15.16 OWNER REVIEW

**PRELIMINARY  
 NOT FOR CONSTRUCTION**

Sheet:  
**Layout Plan**

Sheet Number:  
**L-4**  
 © 2016 Russell Design, Inc.



**3 FULL WORKING DAYS  
 BEFORE YOU DIG CALL**

**811** below  
 Know what's  
 Call before you dig  
 MISS DIG System, Inc. www.missdig.net

FOR ENLARGEMENT OF  
 SW CORNER TREATMENT  
 SEE SHEET L-X. DETAIL L-X.